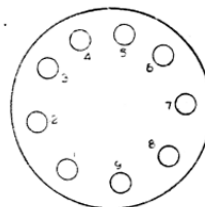
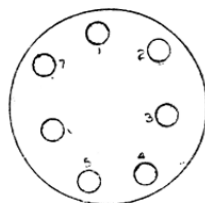
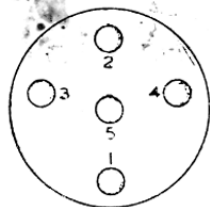


BASE CONNECTIONS FOR 5-pin, 7-pin & 9-pin VALVES



Valve bases viewed from the free ends of pins.

5-PIN BASE

Description.	Valve Type.	Pin Number.					Top Cap.
		1	2	3	4	5	
I.H. Battery Double-diode ..	2D2 ..	D2	D1	H	H	C	—
Battery Double-diode-triode ..	TDD2 .. TDD2A ..	A	D1	F	F	D2	G
I.H. Mains Double-diode ..	2D13C .. 2D4A ..	D2	D1	H	H	C	—
I.H. Half-Wave Rectifier ..	UR1C ..	A	—	H	H	C	—

7-PIN BASE

Description.	Valve Type.	Pin Number.							Top Cap.
		1	2	3	4	5	6	7	
I.H. Mains Triode Hexode Frequency Changer	TH4 .. TH4A .. TH13C .. TH21C .. TH22C ..	A0	G0 G3	G2 G4	H	H	C M	A	G1
I.H. Mains Octode	FC4 .. FC13C ..	G2	G1	G3 G5	H	H	C M G6	A	G4
Battery Octode	FC2 .. FC2A ..	G2	G1	G3 G5	F	F	M	A	G4
Battery H.F. Pentode	VP2 ; SP2	M	G1	G3	F	F	—	G2	A
Battery Hexode Mixer	VP2B ..	M	A	G3	F	F	G4	G2	G1